


Giving and growth

FOR THE 12 MONTHS TO 30 JUNE 2023

GIVING ACROSS APS

 **\$2.14b**
committed to charity
in giving structures
supported by APS

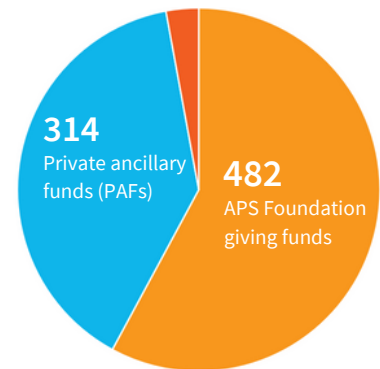
 **\$162.3m**
distributed to charity

 **5,423**
gifts made


 **1,721**
charities supported

 **94**
new clients

 **800+**
APS clients



APS FOUNDATION

 **\$263.1m**
balance

 **\$16.8m**
distributed to charity

 **\$4,000**
median gift


 **\$239,000**
median giving fund balance




| Investment performance | 1 year | 7 years | Since inception* |
|--------------------------------|---------------|---------------|------------------|
| General Portfolio | 9.0%pa | 8.1%pa | 10.1%pa |
| Focused Portfolio [^] | 7.4%pa | | |

PRIVATE ANCILLARY FUNDS

 **\$5m**
largest gift

 **\$145.5m**
distributed to charity

 **\$1.87b**
held in assets

 **\$10,000**
median gift

 **\$1.6m**
median PAF balance

For more information contact Australian Philanthropic Services
02 9779 6300 or hello@australianphilanthropicservices.com.au
australianphilanthropicservices.com.au

Updated October 2023

*The since inception date used is July 2012. Figures greater than one year are expressed as annual compound returns.

[^] The Focused Portfolio was gradually invested during the first few months of the financial year and was fully invested for the partial year October 2022 to 30 June 2023.